Atkore

Environmental Product Declaration

Solid Wall PVC Conduit of Trade Sizes Smaller Than or Equal to 1 ½"

In accordance with ISO 14025 and ISO 21930:2017

Program Operator:
Smart EPD

Date of issue:
May 14, 2024

Expiration:
May 14, 2029



SMART EPD CERTIFIED ENVIRONMENTAL PRODUCT DECLARATION

SmartEPD-2024-021-0123-01

Date of Issue	Expiration Date	Last Updated
May 14, 2024	May 14, 2029	May 02, 2025

Refer to the EPD Library at www.smartepd.com for the latest EPD listing information

Refer to the EPD Library at www.smartepd.com for the latest EPD listing information

General Information



Atkore

16100 South Lathrop Ave, Harvey, IL, 60426

+1 (800) 882-5543

industryaffairs@atkore.com

atkore.com

Product Name:	Solid Wall PVC Conduit of Trade Sizes Smaller Than or Equal to 1 1/2"
Declared Unit:	1 m
Declaration Number:	SmartEPD-2024-021-0123-01.1
Date of Issue:	May 14, 2024
Expiration:	May 14, 2029
Last updated:	May 02, 2025
EPD Scope:	Cradle to gate with other options A1 - A3, C1 - C4, D
Market(s) of Applicability:	North America

General Organization Information

Atkore is a leading manufacturer of electrical and critical infrastructure products for commercial, industrial, data center, telecommunications, water, and solar applications. Significant product categories include metal conduit, plastic conduit, electrical cable and flexible conduit, metal framing, and cable management systems.

Further information can be found at: https://www.atkore.com/

Limitations, Liability and Ownership

The EPD owner has sole ownership, liability, and responsibility for the EPD.

Environmental declarations from different programs (ISO 14025) may not be comparable. Comparison of the environmental performance of products using EPD information shall be based on the product's use and impacts at the building or construction works level, and therefore EPDs may not be used for comparability purposes when not considering the whole building life cycle. EPD comparability is only possible when all stages of a life cycle have been considered. However, variations and deviations are possible. Example of variations: Different LCA software and background LCI datasets may lead to differences in results upstream or downstream of the life cycle stages declared.

The environmental impact results of products in this document are based on a declared unit and therefore do not provide sufficient information to establish comparisons. The results shall not be used for comparisons without knowledge of how the physical properties of the product impact the precise function at the construction level. The environmental impact results shall be converted to a functional unit basis before any comparison is attempted.

Reference Standards

Standard(s):	ISO 14025 and ISO 21930:2017

Core PCR:	Smart EPD® Part A Product Category Rules for Building and Construction Products and Services v.1.01 Date of issue: January 15, 2024
Sub-category PCR:	Smart EPD® Part B PCR for Electrical and Telecommunications Conduit v.1 Date of issue: January 31, 2024 Valid until: January 31, 2029
Sub-category PCR review panel:	Contact Smart EPD for more information.
General Program Instructions:	Smart EPD General Program Instructions v.1.0, November 2022

Verification Information

ACLCA PCR Guidance Version:	2022 ACLCA PCR Guidance Process and Methods Toolkit version 1.0
ACLCA PCR Conformance Level:	Transparency
LCA Author/Creator:	Matthew Neiman matt.neiman@truenorthcollective.net
EPD Program Operator:	Smart EPD info@smartepd.com www.smartepd.com 585 Grove St., Ste. 145, Herndon, VA 20170, USA
Verification:	Independent critical review of the LCA and data, according to ISO 14044 and ISO 14071: External Nicole Kennard | Consultant | nicolejjk.17@gmail.com Independent external verification of EPD, according to ISO 14025 and reference PCR(s): External Nicole Kennard | Consultant | nicolejjk.17@gmail.com

Product Information

Declared Unit:	1 m
Mass:	0.486 kg
Product Specificity:	✓ Product Average ✗ Product Specific
Variation in GWP Result (Products):	-7.05% to +5.83%
Variation in GWP Result (Facilities):	-17.31% to +12.14%

Product Description

PVC Schedule 40 and Schedule 80 Rigid Conduit is non-corrosive, and non-conductive. Atkore's PVC Rigid Conduit conforms to UL 651 (excluding 8") and NEMA TC 2, making it suitable for above-ground and underground applications. Offered as Atkore brands Allied Tube & Conduit, Heritage Plastics, and Queen City Plastics.

Further information can be found at: https://www.atkore.com/Products/Conduit/PVC-Conduit/PVC-Schedule-40-Rigid-Conduit

https://www.atkore.com/Products/Conduit/PVC-Conduit/PVC-Schedule-80-Rigid-Conduit

Product Specifications

Product SKU(s):	1" Schedule 40 solid wall rigid PVC conduit
Product Classification Codes:	EC3 - Electrical -> ElectricalConduit
	Masterformat - 26 05 33.13
Outer diameter:	3.34E+01 mm
Inner diameter:	2.55E+01 mm
Wall thickness:	3.38E+00 mm
Material density:	1423 kg/m3
Mass per meter:	4.86E-01 kg
Performance standards:	UL Std 651, NEMA Std TC 2, CSA Std C22.2 No. 211.2

Material Composition

Material/Component Category	Origin	% Mass
PVC resin	None	80.34
Recycled PVC material	None	1.36
Calcium carbonate	None	14.69
Additives	None	3.61

Packaging Material	Origin	kg Mass
Lumber	None	4.95E-04
PET banding	None	2.38E-04

Biogenic Carbon Content	kg C per m
Biogenic carbon content in product	0None
Biogenic carbon content in accompanying packaging	0.012

Hazardous Materials
No regulated hazardous or dangerous substances are included in this product.

EPD Data Specificity

Primary Data Year:	2021
Manufacturing Specificity:	✕ Industry Average

✓ Manufacturer Average

✗ Facility Specific

Averaging:
This EPD covers Schedule 40 and Schedule 80 solid wall rigid PVC conduit products manufactured by Atkore including straight conduit, elbows and sweeps at trade sizes smaller than or equal to 1 and a half inches. It is a product-average, manufacturer-average EPD, that is a declaration of an average product as an average from several of the manufacturer's plants. Product variations include differences in inner and outer diameter, wall thickness, length, bends, colors and labels. In particular, both Schedule 40 and Schedule 80 solid wall conduit are represented in this EPD.

Data tables, including product and packaging components, LCIA indicators, and other non-LCIA inventory metrics are reported for the production-weighted average of solid wall PVC products within the specified trade-size range offered by Atkore. Values were normalized to the mass of conduit products and averaging was weighted by the total production mass of each product.

Results in this EPD are reported per declared unit (1 m) of Schedule 40 solid wall PVC conduit products of trade size 1". The data tables were calculated by multiplying the mass-normalized average values by the linear density of 1" Schedule 40 solid wall PVC conduit, as described in the PCR. Details on extrapolating results to other conduit types and trade sizes are provided in the section on Environmental Impacts.

Products in this category undergo primary manufacturing at nine facilities belonging to Atkore. There are no secondary manufacturing facilities for PVC conduit. The entire production of Schedule 40 and Schedule 80 solid wall PVC conduit products manufactured during the reference year with a trade size less than or equal to 1 1/2" was included in the LCA study. This comprises all products manufactured across all relevant plants.

System Boundary

Production	A1	Raw material supply	✓
	A2	Transport	✓
	A3	Manufacturing	✓
Construction	A4	Transport to site	ND
	A5	Assembly / Install	ND
Use	B1	Use	ND
	B2	Maintenance	ND
	B3	Repair	ND
	B4	Replacement	ND
	B5	Refurbishment	ND
	B6	Operational Energy Use	ND
	B7	Operational Water Use	ND

End of Life	C1	Deconstruction	✓
	C2	Transport	✓
	C3	Waste Processing	✓
	C4	Disposal	✓
Benefits & Loads Beyond System Boundary	D	Recycling, Reuse Recovery Potential	✓

Note:

ND = Module not declared

Plants

- Atkore 1206 Sunset Dr, Thomasville, GA 31792, USA
- Atkore 2220 Nugget Way, Eugene, OR 97403, USA
- Atkore 958 U.S. 11, Kirkwood, NY 13795, USA
- Atkore 5128 W Hanna Ave, Tampa, FL 33634, USA
- Atkore 6700 Enterprise Dr, Louisville, KY 40214, USA
- Atkore 1202 N Bowie Dr, Weatherford, TX 76086, USA
- Atkore 189 Heritage Park Dr, Milford, UT 84751, USA
- Atkore 4950 McKennon Rd, Pendleton, OR 97801, USA
- Atkore 2650 Bennett Rd, Fort Mill, SC 29715, USA

Product Flow Diagram

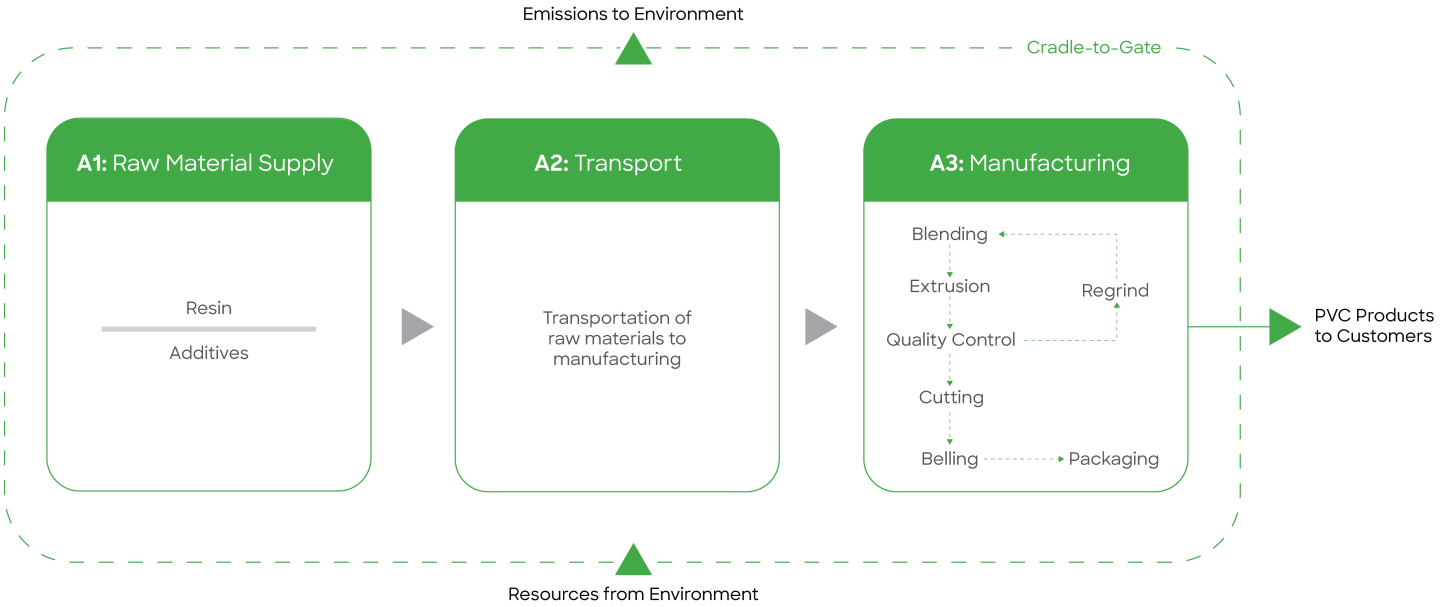

Software And Database

LCA Software:	SimaPro v. 9.5			
LCI Foreground Database(s):	Ecoinvent v. 3.9.1	Cut-off	DATASMART LCI Package v. 2021	Cut-off
LCI Background Database(s):	Ecoinvent v. 3.9.1	Cut-off	Ecoinvent v. 2	Cut-off

A foreground LCI database is the database used to model the primary, site-specific data collected for this EPD. A background LCI database is the database used to model generic or non-specific data.

Data Quality

Foreground data were sourced from primary information provided by the Atkore and suppliers and has been reviewed by TrueNorth Collective to ensure precision and completeness. In order to balance out seasonal variations, operations data over a 12-month period, corresponding to the 2021 calendar year, was used to represent production activities. In addition, key model inputs such as mass balance, energy balance and emission inventory were reviewed by the Parallel and TrueNorth Collective teams.

As all facilities involved in PVC manufacturing were included in this study, full representativeness of primary data was achieved in terms of geography, technology and production scale. There exists significant variations in impact for the same products across multiple plants. With 9 manufacturing facilities, there are important differences in manufacturing equipment, which can cause disparity in formulation processing aspects. Despite difference in equipment and formulation, values are reported as a manufacturer-average since the manufacturing processes are the same across facilities, and there is no distinction between the product produced.

Ecoinvent v3.9.1 was used as the main database for background data. This version was published in 2023. Ecoinvent is widely used in research and industry to support life cycle assessment practices. Each version of this database goes through thorough review process and documentation of precision and completeness is available by the provider. DATASMART v2021 was used for US state specific manufacturing electricity. DATASMART is based on the US electricity grid in 2018. Both ecoinvent and DATASMART use the cut-off approach to allocation of materials for recycling.

Assessment of data quality, representativeness, and potential sources of uncertainty is performed using the Enhanced Pedigree Matrix proposed in the guidance for “Assessing Data Quality of Background Life Cycle Inventory (LCI) Datasets” published by the ACLCA in 2022. No major concerns were found to exist regarding data quality. Minor data gaps in packaging quantities and supplier transportation distances were resolved using estimates from related flows or expert judgement. Secondary data were assessed and deemed to be adequate for temporal, geographical and technological representativeness. Per the PCR, the background process chosen to represent PVC resin was based on the most recent American Chemistry Council report, which comprises PVC production data from plants based in the United States.

Life Cycle Module Description

A1, extraction and upstream production
The information module “extraction and upstream production” covers raw material extraction and processing and processing of secondary material input (e.g. recycling processes). This is inclusive of generation of electricity, steam and heat from energy resources used for extraction and processing of raw materials, including their extraction, refining and transport.

In PVC conduit manufacturing, A1 includes all upstream impacts associated with the production of raw materials used, including PVC resin, calcium carbonate and additives. In particular, the impacts associated with recycling PVC material to be used in conduit manufacturing are included in A1.

A2, transport to factory

The information module “transport to factory” covers transport of raw materials and other inputs from the supplier to the factory. Primary data was collected on transport distances and modes for this project. Where more than one supplier provided identical raw materials, a mass-weighted average distance was determined per mode. Average distances apply to the entire quantity of supplied materials, inclusive of any excess weight required to account for yield losses.

Impacts from the A2 stage are driven by the transport of the major components of PVC conduit manufacturing by weight. These are PVC resin with an average distance of 12 kilometers by truck and 2050 kilometers by rail, calcium carbonate with an average distance of 594 kilometers by truck, and recycled PVC material with an average distance of 852 kilometers by truck.

A3, manufacturing

The information module “manufacturing” includes:

- production of ancillary materials or pre-products
- generation of electricity, steam and heat from primary energy resources used in manufacturing, including their extraction, refining and transport
- manufacturing of products and co-products, including their extraction, manufacturing and transport
- manufacturing of packaging, including their extraction, manufacturing and transport
- waste management from manufacturing packaging and manufacturing wastage including transport up to the recycler or disposal

Manufacturing of PVC rigid conduit products includes several processing steps:

1. PVC resin is blended with additives and stored in holding silos.
2. This mixture is fed into the extruder lines for pipe forming.
3. The extruded conduit is cooled with water and air.
4. Conduit is assessed for quality and off-spec parts are sent to be ground and recycled into new product.
5. The on-spec pipe is cut to length.
6. Conduit may receive additional processing such as belling of the ends or bending into elbows.
7. The finished product is strapped together in bundles with polyester strapping and wooden frames. The packages are stacked for storage prior to shipment.
8. 100% of scrap produced at factories is recycled.

LCA Discussion

Allocation Procedure

The inputs and outputs to the manufacturing plant are allocated per the stepwise method detailed in ISO 21930, Section 7.2.4, 7.2.5, and 7.2.6. Most plant inputs and outputs are assigned across total production (inclusive of Schedule 40 and Schedule 80 PVC conduit products and other products) using mass-based allocation. Subdivision for product and packaging raw material inputs and scrap amounts was made possible through product bills of materials (BOMs). No co-products are generated in conduit manufacturing requiring allocation.

This study uses the cut-off approach method for recycling. According to this approach, the first life of a material bears the environmental burdens of its production (e.g., raw material extraction and processing) and the second life (e.g., scrap input) bears the burdens of refurbishment (e.g., collection and refining of scrap). The burdens from waste treatment are taken on by the next life of the product and not included in this study. Potential environmental benefits and burdens related to recycled materials are addressed in information module D.

Cut-off Procedure

For the processes within the system boundary, all energy and material flows were included in the model. No known flows were excluded. All upstream and downstream activities were included using a combination of primary and secondary data. While the majority of inventory data were sourced from primary

resources, representative proxies were used to close gaps in the absence of primary data.

Renewable Electricity

Energy Attribute Certificates (EACs) such as Renewable Energy Certificates (RECs) or Power Purchase Agreements (PPAs) are included in the baseline reported results:	✕ No

Scenarios

End of Life (C1 - C4)

C1 - C4 Modules

Collection Process

Collected with Mixed Construction Waste:	0.486 kg

Recovery

Landfill:	0.486 kg

Disposal

Product or Material for Final Disposal:	0.486 kg
Removals of Biogenic Carbon:	0.012 kg CO2

Assumptions for scenario development:
C1, deconstruction/demolition includes dismantling or demolition, of the construction product from the construction works and the energy use for this, including initial on-site sorting of the materials. For conduit, removal at the end of life requires only human labor and does not contribute to lifetime environmental impacts. C2, transportation to waste processing or disposal, includes the transportation of the discarded construction product as part of the waste processing, for example to a recycling site and transportation of waste, for example to final disposal. Per the PCR, transport was assumed to be 100 kilometers by truck. C3, waste processing, which includes, for example collection of waste fractions from the deconstruction, recovery and waste processing of material flows resulting in materials for reuse, secondary materials, secondary fuels or export of recovered energy. As conduit is not recycled, the C3 modules is included but has zero impacts. C4, disposal of waste which includes physical pre-treatment and management of the disposal site, including provision and transport of all materials, products and related energy and water use. Per the PCR, conduit was assumed to be landfilled at End of Life.

Reuse, Recovery and / or Recycling Potentials & Relevant Scenario Information (D)

D Module

Recycled Content of Product:	1.36 %
Further assumptions for scenario development:	Module D information declares potential loads and benefits of secondary material, secondary fuel or recovered energy leaving the product system based on scenarios. The impacts associated with module D are calculated by identifying the point of substituted functional equivalence where the secondary material substitutes primary production and subtracting the impacts resulting from the substituted production of the product. For PVC conduit, recycled PVC used in the product is accounted for in module D. Since more recycled PVC is used as an input than is produced at the manufacturing sites, there is a net flow of recycled material into the system. This net input flow is

treated as a negative net output flow. There are no other flows of recovered materials out from the PVC conduit product system. Although PVC is recyclable, the PCR specifies a product recycling rate of 0% for "other materials", under which PVC is classified. In addition, biogenic carbon removals associated with packaging materials leaving the system boundary through recycling during A5 are declared in module D.

Results

Environmental Impact Assessment Results

TRACI 2.1

per 1 m of product.

LCIA results are relative expressions and do not predict impacts on category endpoints, the exceeding of thresholds, safety margins or risks.

Impact Category	Unit	Method	A1	A2	A3	A1 - A3	C1	C2	C3	C4	D
GWP-total	kg CO2 eq	TRACI 2.1	1.06e+0	6.19e-2	1.46e-1	1.27e+0	0	7.45e-3	0	3.58e-2	1.64e-2
ODP	kg CFC 11 eq	TRACI 2.1	1.43e-7	9.49e-10	8.30e-9	1.52e-7	0	1.27e-10	0	1.49e-10	7.06e-9
AP	kg SO2 eq	TRACI 2.1	3.03e-3	4.95e-4	4.94e-4	4.02e-3	0	3.19e-5	0	1.12e-4	6.29e-5
EP	kg N eq	TRACI 2.1	1.27e-3	8.47e-5	2.58e-4	1.61e-3	0	7.18e-6	0	3.86e-3	3.98e-5
POCP	kg O3 eq	TRACI 2.1	3.79e-2	1.46e-2	4.90e-3	5.74e-2	0	8.29e-4	0	9.44e-4	8.01e-4

Note:

Not all abbreviated indicators listed below may be present in the results above. The inclusion of indicators varies based on PCR requirements.

Abbreviations:

GWP = Global Warming Potential, 100 years (may also be denoted as GWP-total, GWP-fossil (fossil fuels), GWP-biogenic (biogenic sources), GWP-luluc (land use and land use change)), ODP = Ozone Depletion Potential, AP = Acidification Potential, EP = Eutrophication Potential, SFP = Smog Formation Potential, POCP = Photochemical oxidant creation potential, ADP-Fossil = Abiotic depletion potential for fossil resources, ADP-Minerals&Metals = Abiotic depletion potential for non-fossil resources, WDP = Water deprivation potential, PM = Particular Matter Emissions, IRP = Ionizing radiation, human health, ETP-fw = Eco-toxicity (freshwater), HTP-c = Human toxicity (cancer), HTP-nc = Human toxicity (non-cancer), SQP = Soil quality index.

The minimum system boundary per the PCR is cradle-to-gate with modules A1-A3, covering supplied raw materials (A1), transport from suppliers to Atkore (A2), and production of manufactured products (A3). Additionally, for conduit products which are not buried or encased in concrete, the end-of-life stage should be declared, encompassing modules C1 (deconstruction), C2 (transport), C3 (waste processing), and C4 (disposal). Module D must also be declared, specifying potential loads and benefits of secondary material, secondary fuel or recovered energy leaving the product system based on scenarios.

The conduit products referenced in this EPD may be used in applications where they are buried or encased in concrete but may also be used for other applications. A cradle-to-gate with end-of-life system boundary was thus adopted for the study. In cases where the user or reader wishes to apply the findings to a buried/encased application, they may leverage the cradle-to-gate results.

Resource Use Indicator

per 1 m of product.

Indicator	Unit	A1	A2	A3	A1 - A3	C1	C2	C3	C4	D
RPRE	MJ, LHV	2.71e-1	1.86e-2	3.15e-1	6.05e-1	0	1.40e-3	0	2.24e-3	1.29e-2
RPRM	MJ, LHV	0	0	1.09e-1	1.09e-1	0	0	0	0	0
RPRT	MJ, LHV	2.71e-1	1.86e-2	4.24e-1	7.14e-1	0	1.40e-3	0	2.24e-3	1.29e-2
NRPRE	MJ, LHV	1.55e+1	8.49e-1	2.63e+0	1.90e+1	0	1.13e-1	0	1.32e-1	3.74e-1
NRPRM	MJ, LHV	8.33e+0	0	5.06e-3	8.34e+0	0	0	0	0	1.45e-1
NRPRT	MJ, LHV	2.39e+1	8.49e-1	2.64e+0	2.74e+1	0	1.13e-1	0	1.32e-1	5.19e-1
SM	kg	6.62e-3	0	0	6.62e-3	0	0	0	0	0
RSF	MJ, LHV	0	0	0	0	0	0	0	0	0
NRSF	MJ, LHV	0	0	0	0	0	0	0	0	0
RE	MJ, LHV	0	0	0	0	0	0	0	0	0
ADPF	MJ, LHV	3.00e+0	1.06e-1	2.06e-1	3.31e+0	0	1.49e-2	0	1.72e-2	4.29e-2
FW	m3	1.02e-2	1.37e-4	2.18e-3	1.25e-2	0	1.57e-5	0	1.28e-4	-2.22e-4

Note:

Not all abbreviated indicators listed below may be present in the results above. The inclusion of indicators varies based on PCR requirements.

Abbreviations:

RPRE or PERE = Renewable primary resources used as energy carrier (fuel), RPRM or PERM = Renewable primary resources with energy content used as material, RPRT or PERT = Total use of renewable primary resources with energy content, NRPRE or PENRE = Non-renewable primary resources used as an energy carrier (fuel), NRPRM or PENRM = Non-renewable primary resources with energy content used as material, NRPRT or PENRT = Total non-renewable primary resources with energy content, SM = Secondary materials, RSF = Renewable secondary fuels, NRSF = Non-renewable secondary fuels, RE = Recovered energy, ADPF = Abiotic depletion potential, FW = Use of net freshwater resources, VOCs = Volatile Organic Compounds.

Waste and Output Flow Indicators

per 1 m of product.

Indicator	Unit	A1	A2	A3	A1 - A3	C1	C2	C3	C4	D
HWD	kg	0	0	1.31e-5	1.31e-5	0	0	0	0	0
NHWD	kg	0	0	0	0	0	0	0	4.86e-1	0
HLRW	kg	0	0	0	0	0	0	0	0	0
ILLRW	kg	0	0	0	0	0	0	0	0	0
CRU	kg	0	0	0	0	0	0	0	0	0
MFR	kg	0	0	0	0	0	0	0	0	0
MER	kg	0	0	0	0	0	0	0	0	0
EE	MJ, LHV	0	0	0	0	0	0	0	0	0

Note:

Not all abbreviated indicators listed below may be present in the results above. The inclusion of indicators varies based on PCR requirements.

Abbreviations:

HWD = Hazardous waste disposed, NHWD = Non-hazardous waste disposed, RWD = Radioactive waste disposed, HLRW = High-level radioactive waste, ILLRW = Intermediate- and low-level radioactive waste, CRU = Components for re-use, MFR or MR = Materials for recycling, MER = Materials for energy recovery, MNER = Materials for incineration, no energy recovery, EE or EEE = Recovered energy exported from the product system, EET = Exported thermal energy.

Carbon Emissions and Removals

per 1 m of product.

Indicator	Unit	A1	A2	A3	A1 - A3	C1	C2	C3	C4	D
BCRK	kg CO2	0	0	1.20e-2	1.20e-2	0	0	0	0	-2.40e-3
BCEK	kg CO2	0	0	0	0	0	0	0	0	0

Note:

Not all abbreviated indicators listed below may be present in the results above. The inclusion of indicators varies based on PCR requirements.

Abbreviations:

BCRP = Biogenic Carbon Removal from Product, BCEP = Biogenic Carbon Emission from Product, BCRK = Biogenic Carbon Removal from Packaging, BCEK = Biogenic Carbon Emission from Packaging, BCEW = Biogenic Carbon Emission from Combustion of Waste from Renewable Sources Used in Production Processes, CCE = Calcination Carbon Emissions, CCR = Carbonation Carbon Removals, CWNR = Carbon Emissions from Combustion of Waste from Non-Renewable Sources used in Production Processes, GWP-luc = Carbon Emissions from Land-use Change.

The biogenic removals and emissions are determined following the ACLCA Guidance to Calculating Non-LCIA Inventory Metrics in Accordance with ISO 21930:2017.

Biogenic carbon removals in information module A3 stem from the supply of lumber used to secure conduit in "frames". Assumed recycling rates of this packaging was 20%, taken from the PCR Part A. Emissions in module A5 come from the proportional part of the frames which is landfilled and/or incinerated. The negative removal in module D shows the biogenic carbon leaving the system through recycling. There is a net zero flow of biogenic carbon across all information modules: all biogenic carbon which enters the system in A3 is either emitted in A5 or exits the system in module D.

Scaling Factors

Trade Size	Outer Diameter (mm)	Inner Diameter (mm)	Minimum Wall Thickness (mm)	Linear Density (kg per m)	Scaling Factor (per m)	Scaling Factor (per 10 ft)
Schedule 40 1/2"	2.13E+01	1.47E+01	2.77E+00	2.46E-01	5.06E-01	1.54E+00
Schedule 40 3/4"	2.67E+01	1.98E+01	2.87E+00	3.28E-01	6.75E-01	2.06E+00
Schedule 40 1"	3.34E+01	2.55E+01	3.38E+00	4.86E-01	1.00E+00	3.05E+00
Schedule 40 1-1/4"	4.22E+01	3.39E+01	3.56E+00	6.58E-01	1.35E+00	4.12E+00
Schedule 40 1-1/2"	4.83E+01	3.97E+01	3.68E+00	7.87E-01	1.62E+00	4.94E+00
Schedule 80 1/2"	2.13E+01	1.28E+01	3.73E+00	3.06E-01	6.29E-01	1.92E+00
Schedule 80 3/4"	2.67E+01	1.77E+01	3.91E+00	4.15E-01	8.53E-01	2.60E+00
Schedule 80 1"	3.34E+01	2.31E+01	4.55E+00	6.11E-01	1.26E+00	3.83E+00
Schedule 80 1-1/4"	4.22E+01	3.12E+01	4.85E+00	8.43E-01	1.73E+00	5.28E+00
Schedule 80 1-1/2"	4.83E+01	3.67E+01	5.08E+00	1.08E+00	2.23E+00	6.79E+00

The results in this EPD are reported for 1 m (the declared unit) of 1" Schedule 40 solid wall rigid PVC conduit (the reference product). Environmental impacts of other types and trades sizes (product-specific results) can be calculated using the equation Results_PS=Results_Ref×Multiplier_PS where Results_PS is the product-specific result per declared unit, Results_Ref is the result per declared unit of the reference product and Multiplier_PS is the product-specific declared unit multiplier.

The impact scaling factor table provides the product-specific declared unit multipliers, Multiplier_PS (marked as "Scaling Factor" in the table), which are calculated as (specific product's mass per declared unit)/(reference product's mass per declared unit), that is, the quotient between the linear density of a specific type and trade size and that of 1" Schedule 40 solid wall rigid PVC conduit. Scaling factors are also provided for calculating impacts per 10-foot section of conduit.

This calculation method can be used to derive a result for any or all declared indicators and for any reported life module(s). When using this equation, the EPD user defines which indicator and life cycle stage(s) they are using to calculate a product-specific result. The Results_PS and Results_Ref values must align with the same indicator and life cycle stage(s) included.

Interpretation

The contribution analysis indicates that the majority of the potential impacts occur as a result of raw material supply (A1) with an important contribution coming also from supplier transport (A2) and manufacturing (A3). PVC resin is the main material contributing to impacts in A1. The exception is for the impact category “Eutrophication Potential”, where direct emissions from landfilling the conduit at end of life (C4) is the major driver.

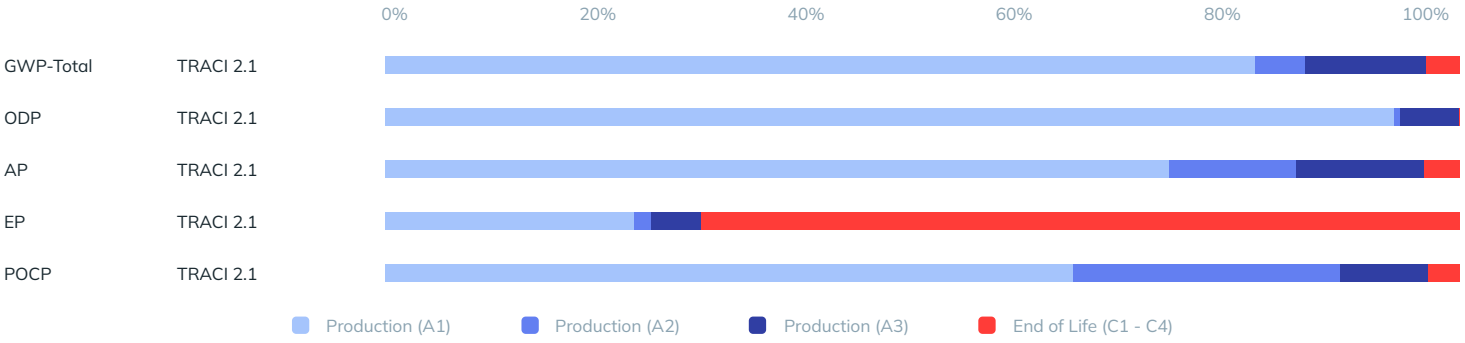

Additional Environmental Information

Atkore PVC conduit does not contain any substances identified as hazardous according to the normative requirements in standards or regulations applicable in the markets where they are sold, and the additional standards listed in PCR Part A 8.4.1.

Atkore PVC conduit does not release any dangerous substances as classified by the standards listed in PCR Part A 8.4.1.

Further Information

Secondary data contributing >30% to disclosed environmental impact categories.

Component or Input	Dataset Used	Database
PVC Resin	Custom dataset modeled after the 2021 report, prepared by Franklin Associates, entitled Cradle-to-Gate Life Cycle Analysis of Polyvinyl (PVC) Resin	Custom
Electricity	Various state-specific grid mixes from DATASMART LCI Package	DATASMART v2021
Landfilling of PVC	Waste polyvinylchloride {RoW}| treatment of waste polyvinylchloride, sanitary landfill | Cut-off,	ecoinvent 3.9.1

Component or Input	Dataset Used	Database
	U	
Truck Transport	Transport, freight, lorry, unspecified {RoW}| market for transport, freight, lorry, unspecified | Cut-off, U	ecoinvent 3.9.1

References

- ACLCA. (2019). *ACLCA Guidance to Calculating Non-LCIA Inventory Metrics in Accordance with ISO 21930:2017*. ACLCA.
- Bare, J., Gloria, T., & Norris, G. (2006). Development of the Method and U.S. Normalization Database for Life Cycle Impact Assessment and Sustainability Metrics. *Environmental Science & Technology*.
- Bare, J., Norris, G., Pennington, D., & McKone, T. (2003). TRACI: The Tool for the Reduction and Assessment of Chemical and Other Environmental Impacts. *Journal of Industrial Ecology*.
- IPCC, I. P. (2013). *IPCC Fith Assessment report. The PhysicalSceince Basis*. Retrieved from http://www.ipcc.ch/report/ar5/wg1/.
- ISO. (2006). *ISO 14025:2006: Environmental labels and declarations — Type III environmental declarations — Principles and procedures*. International Organization for Standardization.
- ISO. (2006). *ISO 14044:2006 Environmental management - Life cycle assessment - Requirements and guidelines*. International organization for Standardization (ISO).
- ISO. (2006). *ISO14040:2006/Amd 1:2020 -- Environmental management -- Life cycle assessment -- Principles and framework*. International Organization for Standardization.
- ISO. (2014). *ISO 14046:2014 Environmental management - Water footprint - Principles, requirements and guidelines*.
- ISO 21930. (2017). Sustainability in buildings and civil engineering works — Core rules for environmental product declarations of construction products and services.
- Long Trail Sustainability. (2020). *DATASMART LCI Package*.
- Mukherjee, A., & Bhat, C. G. (2022). *Assessing Data Quality of Background Life Cycle Inventory (LCI) Datasets*. ACLCA.
- Smart EPD. (2024). *Part A Product Category Rules for Building and Construction Products and Services (Smart EPD, Standard 1000, Version 1.01)*.
- Smart EPD. (2024). *Part B Product Category Rules for Electrical and Telecommunications Conduit (Smart EPD, Standard 1000-001 Version 1.0)*.
- Weidema B P, B. C. (2013). *Overview and methodology. Data quality guideline for the ecoinvent database version 3*. St. Gallen: The ecoinvent Centre.